

DEALS INTELLIGENCE

Ireland Mergers & Acquisitions Review First Nine Months 2023

NEW



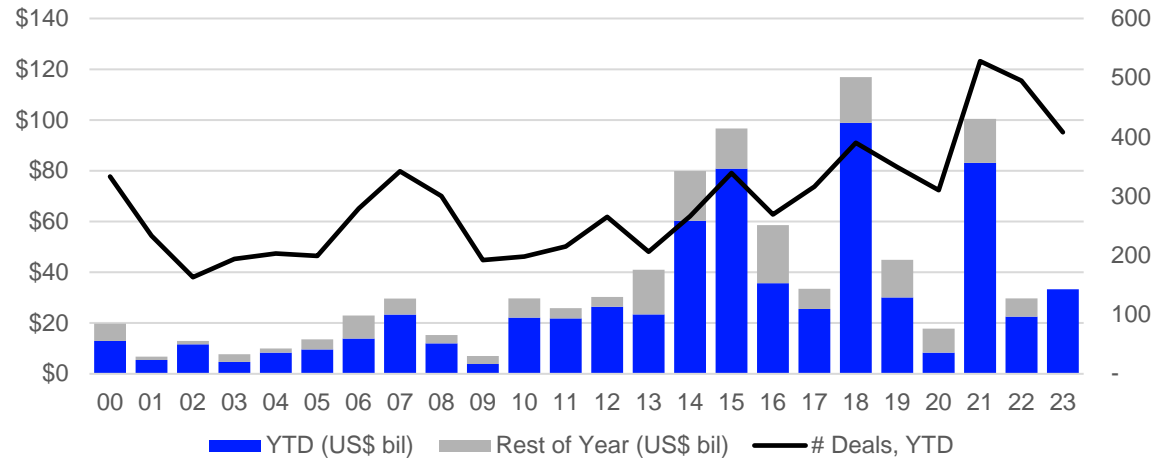
This report contains interactive elements.
Click on the charts to recreate in SDC
Platinum in Refinitiv Workspace.

An LSEG Business

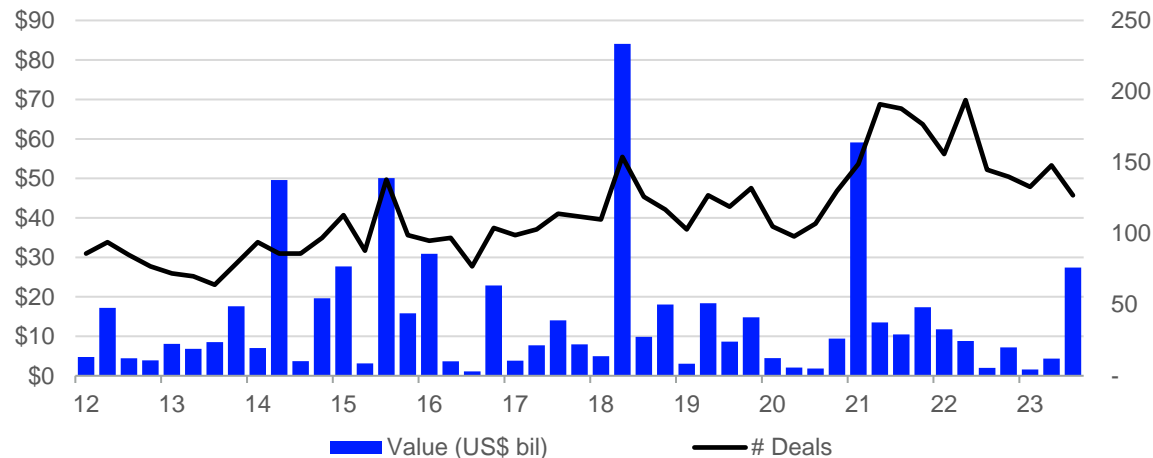
REFINITIV[®]


Ireland: Mergers & Acquisitions

ANY IRISH INVOLVEMENT ANNOUNCED M&A VOLUMES, YTD PERIODS



ANY IRISH INVOLVEMENT ANNOUNCED M&A VOLUMES, QUARTERLY



ANNOUNCED ANY IRISH INVOLVEMENT M&A FINANCIAL ADVISORS, YTD

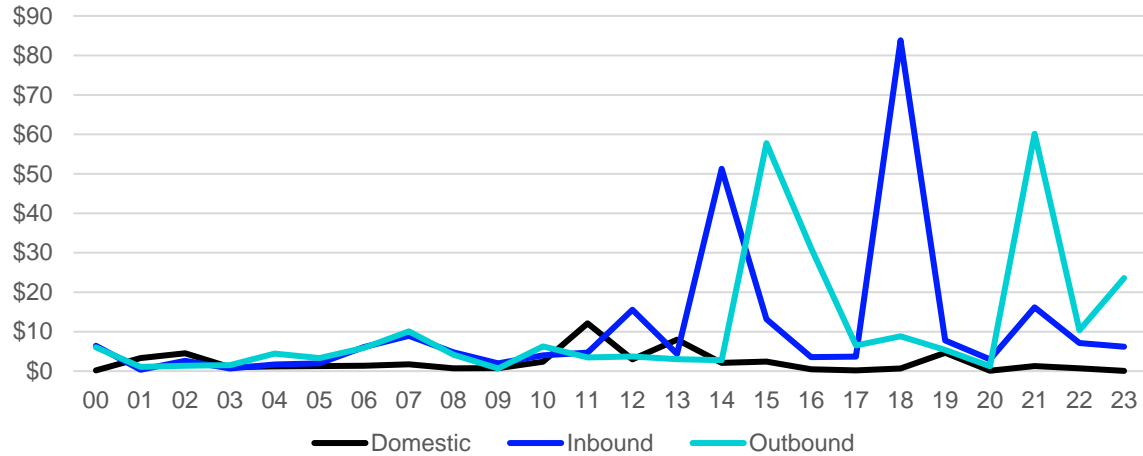
Financial Advisor	Rank 2023	Rank 2022	Mkt. Share (%)	Value (US\$ Mil)	Value YoY Chg. (%)	# Deals
Citi	1	2	71.5	\$ 23,830.7	374%	2
Evercore Partners	2	0	68.2	\$ 22,731.0	-	2
Goldman Sachs & Co	3	1	65.4	\$ 21,801.9	105%	5
Lazard	4	19	64.5	\$ 21,479.0	5726%	7
Consello LLC	5*	0	60.7	\$ 20,230.8	-	1
PJT Partners Inc	5*	47*	60.7	\$ 20,230.8	-	1
JP Morgan	7	3	21.4	\$ 7,134.7	45%	9
BNP Paribas SA	8	17	2.9	\$ 951.8	58%	4
Morgan Stanley	9*	4	2.1	\$ 710.8	-80%	1
Natixis	9*	16	2.1	\$ 710.8	14%	2
Industry Total			100.0	\$ 33,314.5	48%	408

KEY HIGHLIGHTS

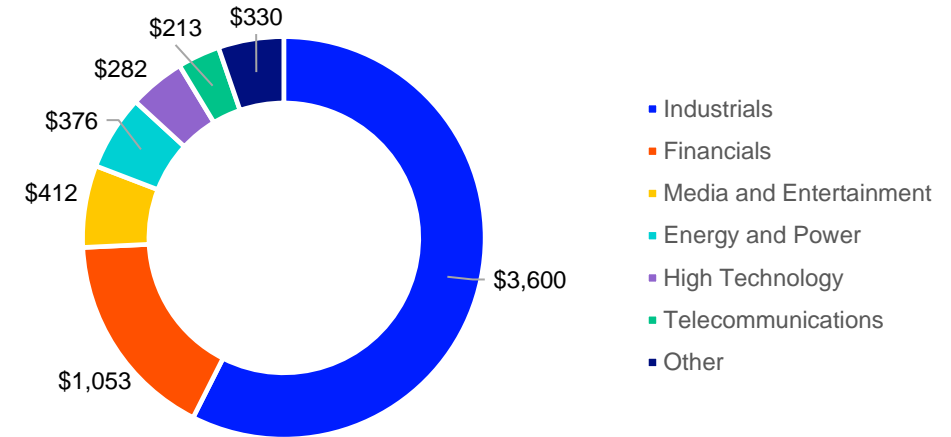
- M&A with any Irish involvement reached US\$33.3 billion during the first nine months of 2023, an increase of 48% compared to 2022 and the 2nd highest first nine-month total in the last 5 years. The number of Irish deals declined 18% compared to a year ago but marked the third highest first nine-month deal count of all time.
- Deals involving an Irish target totalled US\$6.3 billion during the first nine months of 2023, down 20% from 2022 levels and a three-year low. The number of deals declined 24% from last year but exceeded the 200-deals mark for only the third time since our records began in 1980. Inbound deals involving a non-Irish acquirer declined 13% to US\$6.2 billion, while domestic deals declined 90% to US\$75.1 million.
- Irish outbound M&A totalled US\$23.6 billion during the first nine months of 2023, more than double 2022 levels despite a 3% decline in the number of deals.
- Smurfit Kappa's bid for US paper & packaging rival WestRock is the largest deal with Irish involvement, and the 6th largest deal globally so far during 2023.
- Citi took the top spot in the financial advisor ranking for M&A with any Irish involvement during the first nine months of 2023.

Ireland: Mergers & Acquisitions

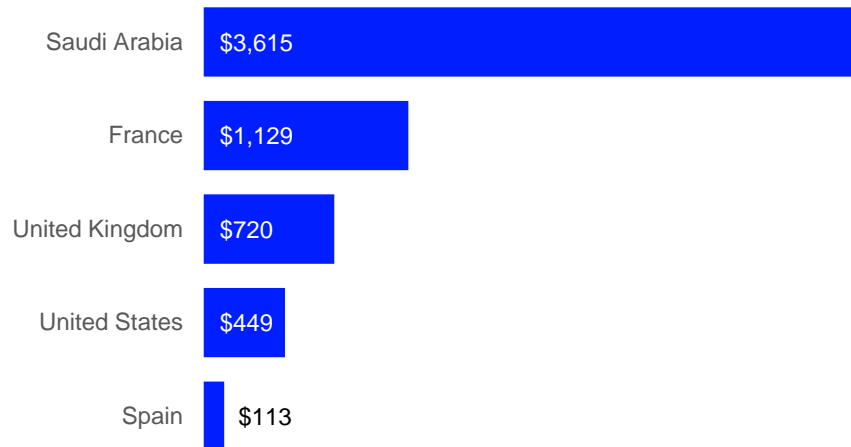
IRISH ANNOUNCED M&A VOLUMES, QUARTERLY (US\$ BIL)



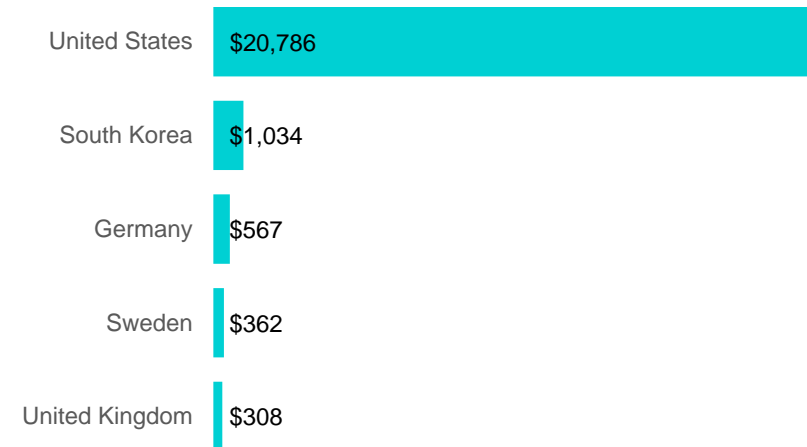
IRISH TARGET M&A BY TARGET SECTOR, YTD (US\$ MIL)



IRISH INBOUND M&A BY ACQUIROR ULTIMATE PARENT NATION, YTD (US\$ MIL)



IRISH OUTBOUND M&A BY TARGET NATION, YTD (US\$ MIL)



Ireland: Mergers & Acquisitions

YTD TOP DEALS WITH ANY IRISH INVOLVEMENT

Value (US\$ mil)	Target Name	Target Nation	Target Macro Sector	Target Mid Sector	Acquiror	Deal Status	Rank Date
\$20,230.8	WestRock Co	United States	Materials	Paper & Forest Products	Smurfit Kappa Group PLC	Pending	9/12/2023
\$3,600.0	Pmbrk Arcrft Lsng Hldg Ltd	Ireland	Industrials	Transportation & Infrastructure	Aircraft Leasing Co	Pending	8/28/2023
\$2,500.3	Novartis AG-Dry Eye Pharm Asst	Switzerland	Healthcare	Pharmaceuticals	Bausch + Lomb Ireland Ltd	Completed	6/30/2023
\$710.8	Laya Healthcare Ltd	Ireland	Financials	Insurance	AXA UK PLC	Pending	8/3/2023
\$667.2	Eoflow Co Ltd	South Korea	Healthcare	Pharmaceuticals	Medtronic Korea Hldg Co Ltd	Intended	5/25/2023
\$564.5	STEICO SE	Germany	Industrials	Other Industrials	Kingspan Holding GmbH	Pending	7/17/2023
\$536.7	Kerry Group-Sweets Portfolio	United States	Consumer Staples	Food and Beverage	IRCA SpA	Completed	1/11/2023
\$455.0	FM:Systems Group LLC	United States	High Technology	Internet Software & Services	Johnson Controls Intl PLC	Completed	7/17/2023
\$387.9	Premier Lotteries Ireland Ltd	Ireland	Media and Entertainment	Casinos & Gaming	FDJ	Pending	7/27/2023
\$367.2	Eoflow Co Ltd	South Korea	Healthcare	Pharmaceuticals	Medtronic Korea Hldg Co Ltd	Pending	5/25/2023

REFINITIV[®]
WORKSPACE
INVESTMENT BANKERS

ACCESS TIMELY MARKET INTELLIGENCE


Through research reports, weekly investment banking scorecards, deals snapshots, and our industry-leading quarterly reviews.

Search for **DEALINTEL**
in Refinitiv Workspace

An LSEG Business



REFINITIV WORKSPACE

REFINITIV[®]


Ireland Mergers & Acquisitions Review: **Contacts & Criteria**

CONTACT US

AMERICAS:

Matthew Toole
+1 646 223 7212
matthew.toole@refinitiv.com

EMEA:

Lucille Jones
+44 207 542 4372
lucille.jones@refinitiv.com

ASIA PACIFIC:

Elaine Tan
+632 459 1567
elaine.tan@refinitiv.com



Deals Intelligence Website



On-Demand

ABOUT REFINITIV

Refinitiv, an LSEG (London Stock Exchange Group) business, is one of the world's largest providers of financial markets data and infrastructure. With \$6.25 billion in revenue, over 40,000 customers and 400,000 end users across 190 countries, Refinitiv is powering participants across the global financial marketplace. We provide information, insights, and technology that enable customers to execute critical investing, trading and risk decisions with confidence. By combining a unique open platform with best-in-class data and expertise, we connect people to choice and opportunity – driving performance, innovation and growth for our customers and partners.

Now, as part of LSEG we are underpinned by the strength and stability of a more than 300-year-old organisation, broadening our capacity to positively impact the financial community —be it in trading and banking, investment, wealth, customer and third-party risk, and enterprise data solutions. For more information, go to www.refinitiv.com.

ABOUT DEALS INTELLIGENCE

Refinitiv Deals Intelligence, a part of LSEG's Data & Analytics division, brings up to the minute market intelligence to the deal making community and the financial media through a variety of research reports including Daily Deals Insight, weekly Investment Banking Scorecard, monthly Deals Snapshots and our industry-leading quarterly reviews highlighting trends in M&A and Capital Markets. For more insights, go to www.refinitiv.com/dealsintelligence

While Refinitiv has used reasonable endeavours to ensure that the information provided in this document is accurate and up to date as at the time of issue, neither Refinitiv nor its third-party content providers shall be liable for any errors, inaccuracies or delays in the information, nor for any actions taken in reliance thereon, nor does it endorse any views or opinions of any third party content provider. Refinitiv disclaims all warranties, express or implied, as to the accuracy or completeness of any of the content provided, or as to the fitness of the content for any purpose to the extent permitted by law. The content herein is not appropriate for the purposes of making a decision to carry out a transaction or trade and does not provide any form of advice (investment, tax, legal) amounting to investment advice, nor make any recommendations or solicitations regarding particular financial instruments, investments or products, including the buying or selling of securities. Refinitiv has not undertaken any liability or obligation relating to the purchase or sale of securities for or by any person in connection with this document.

League tables are based on Refinitiv's standard league table criteria.

© 2020 Refinitiv. All rights reserved.