

DEALS INTELLIGENCE

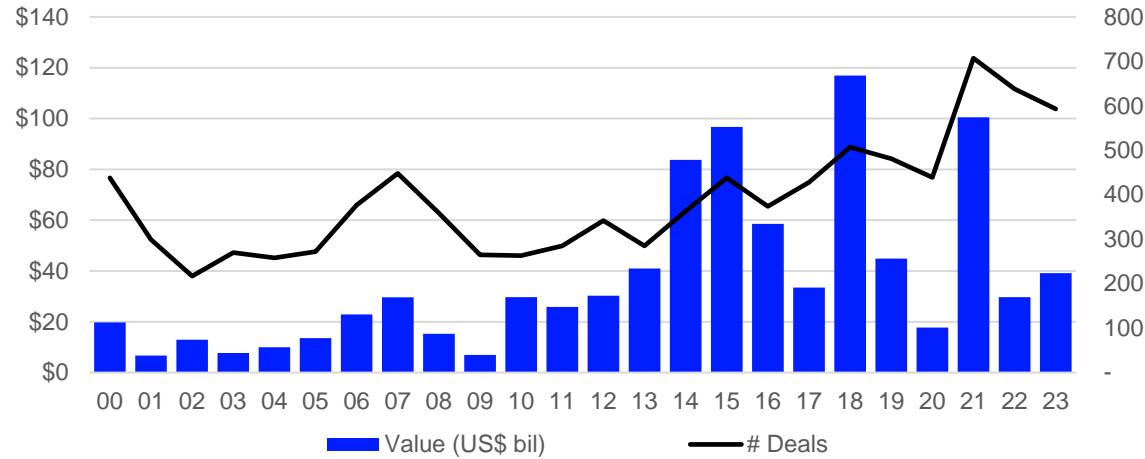
Ireland Mergers & Acquisitions Review Full Year 2023



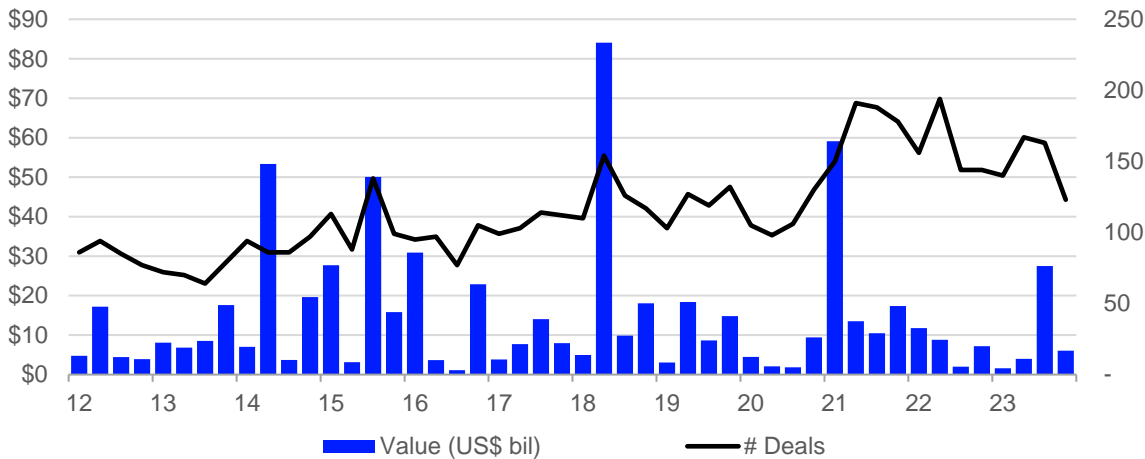
LSEG DATA & ANALYTICS

Ireland: Mergers & Acquisitions

ANY IRISH INVOLVEMENT ANNOUNCED M&A VOLUMES, ANNUAL



ANY IRISH INVOLVEMENT ANNOUNCED M&A VOLUMES, QUARTERLY



ANNOUNCED ANY IRISH INVOLVEMENT M&A FINANCIAL ADVISORS, YTD

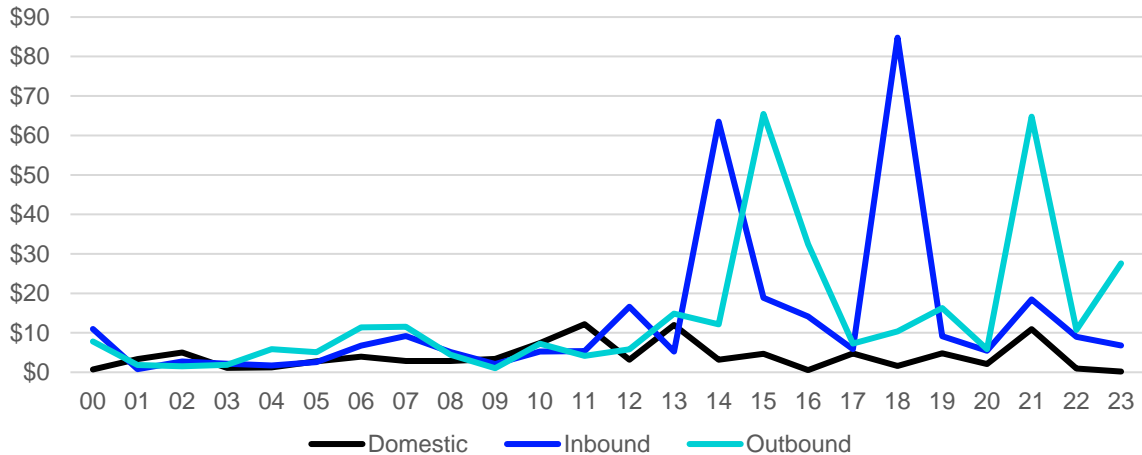
Financial Advisor	Rank 2023	Rank 2022	Mkt. Share (%)	Value (US\$ Mil)	Value YoY Chg. (%)	# Deals
Evercore Partners	1	50*	63.5	\$ 24,831.0	-	3
Citi	2	2	60.9	\$ 23,830.7	216%	2
Lazard	3	21	55.4	\$ 21,656.5	5775%	8
Goldman Sachs & Co	4	1	54.8	\$ 21,434.7	101%	5
PJT Partners Inc	5	50*	53.0	\$ 20,745.4	-	2
Consello LLC	6	0	51.7	\$ 20,230.8	-	1
JP Morgan	7	3	22.9	\$ 8,957.0	30%	12
BNP Paribas SA	8	18	5.2	\$ 2,040.3	239%	9
UBS	9	8*	5.0	\$ 1,938.8	33%	4
Barclays	10	6	3.5	\$ 1,376.8	-27%	1
Industry Total			100.0	\$ 39,123.0	32%	593

KEY HIGHLIGHTS

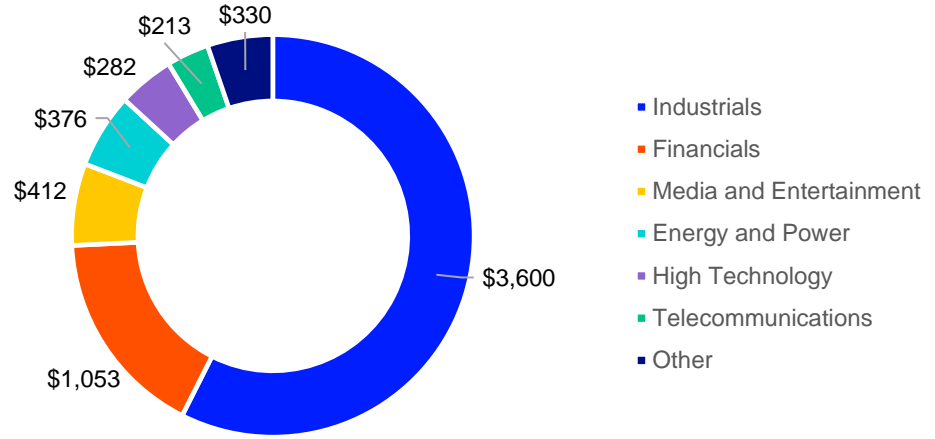
- The value of M&A with any Irish involvement reached US\$39.1 billion during 2023, an increase of 32% compared to 2022 and a two-year high. The number of Irish deals declined 7% compared to 2022 but marked the third highest annual deal count of all time.
- Deals involving an Irish target totalled US\$7.0 billion during 2023, down 30% from 2022 levels and a fourteen-year low. The number of deals declined 12% but exceeded the 350-deals mark for only the third time since our records began in 1980. Inbound deals involving a non-Irish acquirer declined 24% to US\$6.8 billion, while domestic deals declined 80% to US\$187.1 million.
- Irish outbound M&A totalled US\$27.6 billion during 2023, more than double 2022 levels and with an 8% increase in the number of deals.
- Smurfit Kappa's bid for US paper & packaging rival WestRock is the largest deal with Irish involvement, and the 10th largest deal globally during 2023.
- Evercore Partners took the top spot in the financial advisor ranking for M&A with any Irish involvement during 2023, followed by Citi and Lazard.

Ireland: Mergers & Acquisitions

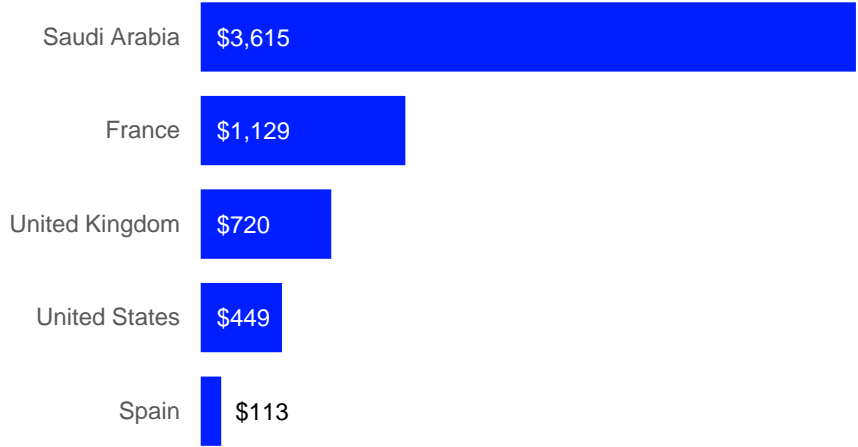
IRISH ANNOUNCED M&A VOLUMES, QUARTERLY (US\$ BIL)




IRISH TARGET M&A BY TARGET SECTOR, YTD (US\$ MIL)



IRISH INBOUND M&A BY ACQUIROR ULTIMATE PARENT NATION, YTD (US\$ MIL)



IRISH OUTBOUND M&A BY TARGET NATION, YTD (US\$ MIL)



Ireland: Mergers & Acquisitions

YTD TOP DEALS WITH ANY IRISH INVOLVEMENT

Value (US\$ mil)	Target Name	Target Nation	Target Macro Sector	Target Mid Sector	Acquiror	Deal Status	Rank Date
\$20,230.8	WestRock Co	United States	Materials	Paper & Forest Products	Smurfit Kappa Group PLC	Pending	9/12/2023
\$3,600.0	Pmbrk Arcrft Lsng Hldg Ltd	Ireland	Industrials	Transportation & Infrastructure	Aircraft Leasing Co	Completed	8/28/2023
\$2,500.3	Novartis AG-Dry Eye Pharm Asst	Switzerland	Healthcare	Pharmaceuticals	Bausch + Lomb Ireland Ltd	Completed	6/30/2023
\$2,100.0	Martin Marietta-Cement Bus	United States	Materials	Construction Materials	CRH Americas Materials Inc	Pending	11/21/2023
\$1,376.8	Adbri Ltd	Australia	Materials	Construction Materials	Investor Group	Pending	12/17/2023
\$812.7	Fels Holding GmbH	Germany	Materials	Construction Materials	SigmaRoc PLC	Pending	11/22/2023
\$710.8	Laya Healthcare Ltd	Ireland	Financials	Insurance	AXA UK PLC	Completed	8/3/2023
\$667.2	Eoflow Co Ltd	South Korea	Healthcare	Pharmaceuticals	Medtronic Korea Hldg Co Ltd	Intended	5/25/2023
\$564.5	STEICO SE	Germany	Industrials	Other Industrials	Kingspan Holding GmbH	Pending	7/17/2023
\$536.7	Kerry Group-Sweets Portfolio	United States	Consumer Staples	Food and Beverage	IRCA SpA	Completed	1/11/2023

LSEG Workspace

Where you power your deals from win to close

LSEG Workspace sharpens
your edge through insights,
speed and intuitive navigation

[REQUEST PRODUCT DETAILS](#)



LSEG DATA &
ANALYTICS

Ireland Mergers & Acquisitions Review: **Contacts & Criteria**

CONTACT US

AMERICAS:

Matthew Toole
+1 646 223 7212
matthew.toole@lseg.com

EMEA:

Lucille Jones
+44 207 542 4372
lucille.jones@lseg.com

ASIA PACIFIC:

Elaine Tan
+632 459 1567
elaine.tan@lseg.com



Deals Intelligence Website



On-Demand

ABOUT LSEG DATA & ANALYTICS

LSEG Data & Analytics is one of the world's largest providers of financial markets data and infrastructure. With over 40,000 customers and 400,000 end users across approximately 190 markets, we are an essential partner to the global financial community and redefining the future of data in financial services. We enable customers to draw crucial insights through data, feeds, analytics, AI and workflow solutions.

For more information, go to <https://www.lseg.com/en/data-analytics>.

ABOUT DEALS INTELLIGENCE

Deals Intelligence, a part of LSEG's Data & Analytics division, brings up to the minute market intelligence to the deal making community and the financial media through a variety of research reports including Daily Deals Insight, weekly Investment Banking Scorecard, monthly Deals Snapshots and our industry-leading quarterly reviews highlighting trends in M&A and Capital Markets. For more insights, go to <https://www.lseg.com/en/data-analytics/products/deals-intelligence>

While LSEG Data & Analytics has used reasonable endeavours to ensure that the information provided in this document is accurate and up to date as at the time of issue, neither LSEG Data & Analytics nor its third-party content providers shall be liable for any errors, inaccuracies or delays in the information, nor for any actions taken in reliance thereon, nor does it endorse any views or opinions of any third party content provider. LSEG Data & Analytics disclaims all warranties, express or implied, as to the accuracy or completeness of any of the content provided, or as to the fitness of the content for any purpose to the extent permitted by law. The content herein is not appropriate for the purposes of making a decision to carry out a transaction or trade and does not provide any form of advice (investment, tax, legal) amounting to investment advice, nor make any recommendations or solicitations regarding particular financial instruments, investments or products, including the buying or selling of securities. LSEG Data & Analytics has not undertaken any liability or obligation relating to the purchase or sale of securities for or by any person in connection with this document.

League tables are based on LSEG Data & Analytics standard league table criteria.

© 2023 LSEG Data & Analytics. All rights reserved.