

DEALS INTELLIGENCE

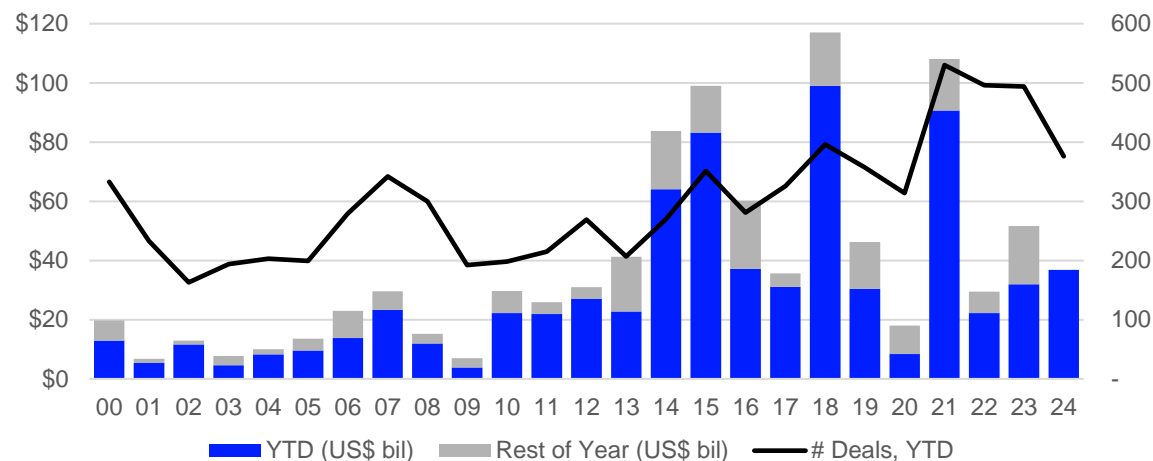
Ireland Mergers & Acquisitions Review First Nine Months 2024



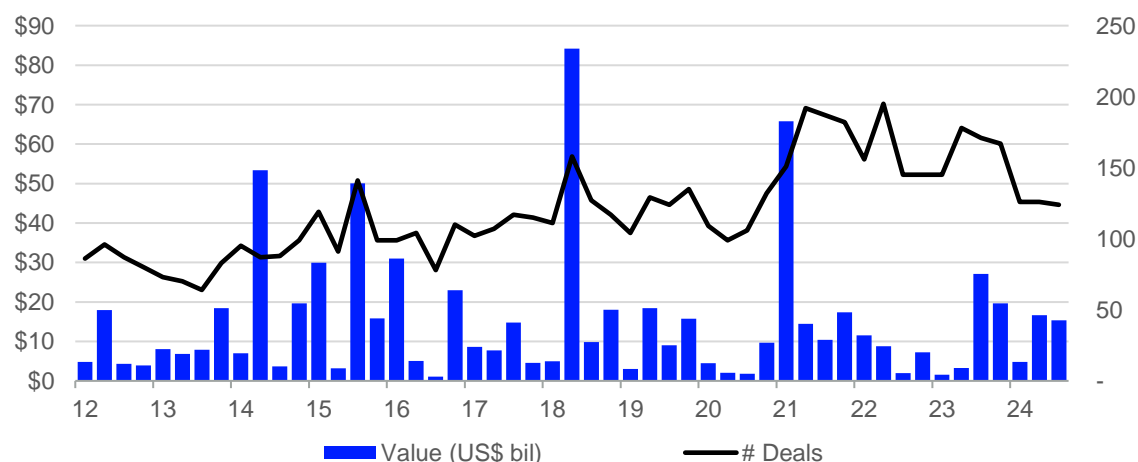
LSEG DATA & ANALYTICS

Ireland: Mergers & Acquisitions

ANY IRISH INVOLVEMENT ANNOUNCED M&A VOLUMES, ANNUAL



ANY IRISH INVOLVEMENT ANNOUNCED M&A VOLUMES, QUARTERLY (US\$M)



ANNOUNCED ANY IRISH INVOLVEMENT M&A FINANCIAL ADVISORS, YTD

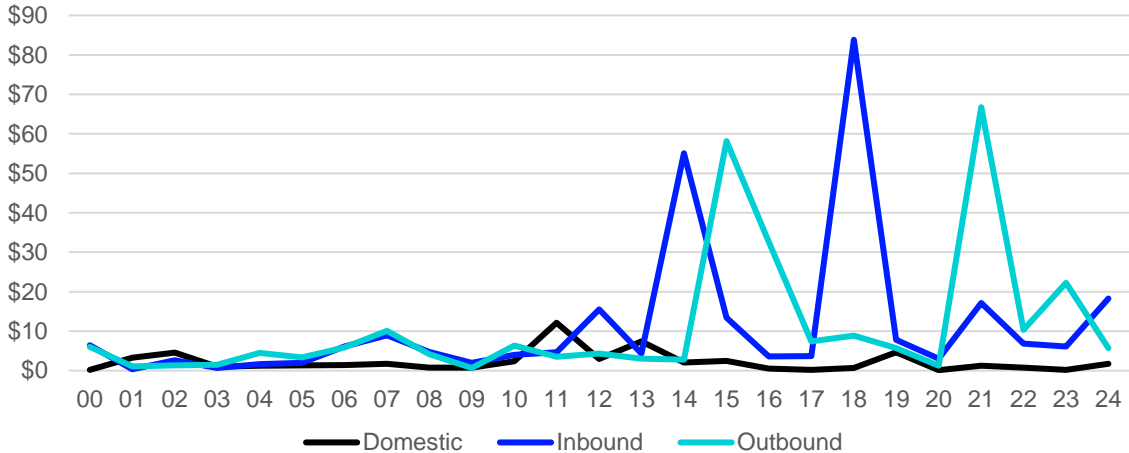
Financial Advisor	Rank 2024	Rank 2023	Mkt. Share (%)	Value (US\$ Mil)	Value YoY Chg. (%)	# Deals
Goldman Sachs & Co	1	4	44.8	\$ 16,480.7	-21%	4
Perella Weinberg Partners LP	2		22.8	\$ 8,394.2	-	3
Centerview Partners LLC	3*	14*	22.0	\$ 8,100.0	1680%	2
Citi	3*	1	22.0	\$ 8,100.0	-66%	2
JP Morgan	5	7	14.3	\$ 5,262.9	-12%	6
BofA Securities Inc	6*	26	9.5	\$ 3,500.0	8572%	1
Deloitte	6*	43*	9.5	\$ 3,500.0	-	2
Deutsche Bank	8		9.4	\$ 3,448.5	-	2
Robey Warshaw LLP	9		7.1	\$ 2,598.5	-	1
Jefferies LLC	10*	19	7.0	\$ 2,560.4	1275%	3
Oakvale Capital LLP	10*	43*	7.0	\$ 2,560.4	-	1
Industry Total			100.0	\$ 36,794.4	15%	376

KEY HIGHLIGHTS

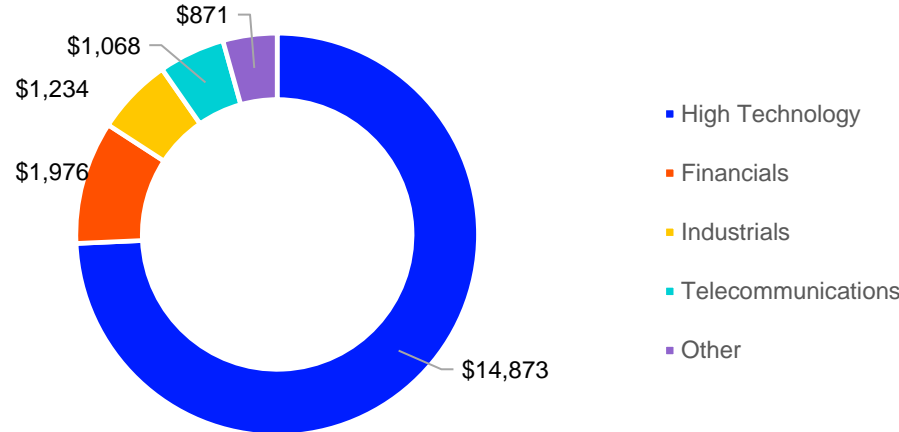
- Announced M&A with any Irish involvement reached US\$36.8 billion during the first nine months of 2024, 15% more than the value recorded during the same period in 2023 and the highest first nine-month total since 2021. The number of Irish deals declined 24% year-on-year to the lowest first nine-month total since 2020.
- Deals involving an Irish target totalled US\$20.0 billion during the first nine months of 2024, a six-year high, driven by inbound deals which accounted for 91% of activity by value.
- Irish outbound M&A totalled US\$5.7 billion during the first nine months of 2024, 74% less than the value recorded during the same period in 2023, with a 19% decline in the number of deals.
- In June, Apollo Global Management led an US\$11.2 billion investment for a 49% interest in a joint venture entity related to Intel's semiconductor fabrication plant in Ireland. The deal is the largest with Irish involvement so far during 2024. With it, technology is the most targeted sector in Ireland by value so far this year, accounting for 74% of overall activity. The largest deal of the third quarter was Flutter's acquisition of Snaitech from Playtech for US\$2.6 billion.
- Goldman Sachs took the top spot in the financial advisor ranking for M&A with any Irish involvement during the first nine months of 2024.

Ireland: Mergers & Acquisitions

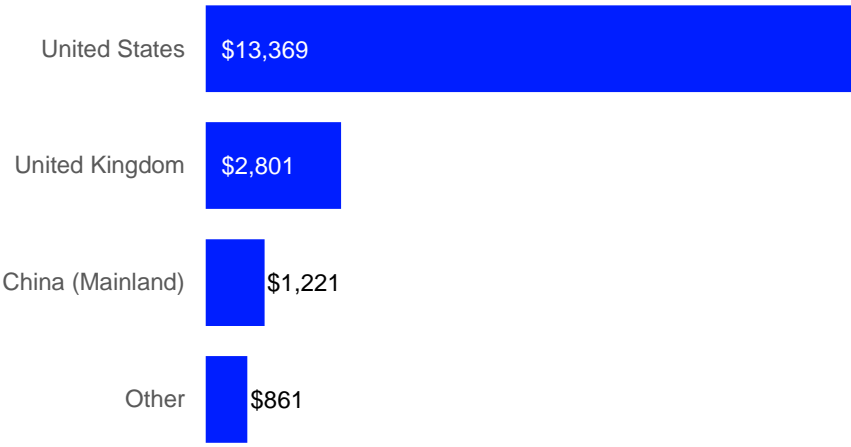
ANNOUNCED IRISH M&A VOLUMES, YEAR-TO-DATE PERIODS (US\$M)




IRISH TARGET M&A BY TARGET SECTOR, YTD (US\$ MIL)



IRISH INBOUND M&A BY ACQUIROR ULTIMATE PARENT NATION, YTD (US\$ MIL)



IRISH OUTBOUND M&A BY TARGET NATION, YTD (US\$ MIL)



Ireland: Mergers & Acquisitions

YTD TOP DEALS WITH ANY IRISH INVOLVEMENT

Value (US\$ mil)	Target Name	Target Nation	Target Macro Sector	Target Mid Sector	Acquiror	Deal Status	Rank Date
\$11,228.7	Grange Newco LLC	Ireland	High Technology	Semiconductors	AP Grange Holdings LLC	Pending	6/4/2024
\$4,600.0	Johnson Controls Inc-R&LC HVAC	United States	Industrials	Machinery	Robert Bosch GmbH	Pending	7/23/2024
\$3,500.0	Johnson Controls-Hitachi Air	Japan	Industrials	Machinery	Robert Bosch GmbH	Pending	7/23/2024
\$2,598.5	Keywords Studios PLC	Ireland	High Technology	IT Consulting & Services	Houting UK Ltd	Pending	5/18/2024
\$2,560.4	Snaitech SpA	Italy	Media and Entertainment	Casinos & Gaming	Flutter Ent Hldg Ireland Ltd	Pending	9/17/2024
\$1,471.0	Prelios SpA	Italy	Real Estate	Real Estate Management & Development	X3 Grp	Completed	7/19/2024
\$1,220.6	Castlelake Aviation Ltd	Ireland	Industrials	Transportation & Infrastructure	Avolon Acquisitions Hldgs Ltd	Pending	9/14/2024
\$1,115.0	ALAFCO-Aircraft Portfolio(23	Kuwait	Industrials	Transportation & Infrastructure	Macquarie AirFinance Ltd	Pending	2/19/2024
\$1,084.4	AIB Group PLC	Ireland	Financials	Banks	AIB Group PLC	Completed	3/6/2024
\$1,053.9	Cellnex Telecom SA-Ireland Bus	Ireland	Telecommunications	Telecommunications Services	Phoenix Tower International	Pending	3/5/2024

LSEG Workspace

Where you power your deals from win to close

LSEG Workspace sharpens
your edge through insights,
speed and intuitive navigation

[REQUEST PRODUCT DETAILS](#)



LSEG DATA &
ANALYTICS

Ireland Mergers & Acquisitions Review: **Contacts & Criteria**

CONTACT US

AMERICAS:

Matthew Toole
+1 646 223 7212
matthew.toole@lseg.com

EMEA:

Lucille Jones
+44 207 542 4372
lucille.jones@lseg.com

ASIA PACIFIC:

Elaine Tan
+632 459 1567
elaine.tan@lseg.com



Deals Intelligence Website



On-Demand

ABOUT LSEG DATA & ANALYTICS

LSEG Data & Analytics is one of the world's largest providers of financial markets data and infrastructure. With over 40,000 customers and 400,000 end users across approximately 190 markets, we are an essential partner to the global financial community and redefining the future of data in financial services. We enable customers to draw crucial insights through data, feeds, analytics, AI and workflow solutions.

For more information, go to <https://www.lseg.com/en/data-analytics>.

ABOUT DEALS INTELLIGENCE

Deals Intelligence, a part of LSEG's Data & Analytics division, brings up to the minute market intelligence to the deal making community and the financial media through a variety of research reports including Daily Deals Insight, weekly Investment Banking Scorecard, monthly Deals Snapshots and our industry-leading quarterly reviews highlighting trends in M&A and Capital Markets. For more insights, go to <https://www.lseg.com/en/data-analytics/products/deals-intelligence>

While LSEG Data & Analytics has used reasonable endeavours to ensure that the information provided in this document is accurate and up to date as at the time of issue, neither LSEG Data & Analytics nor its third-party content providers shall be liable for any errors, inaccuracies or delays in the information, nor for any actions taken in reliance thereon, nor does it endorse any views or opinions of any third party content provider. LSEG Data & Analytics disclaims all warranties, express or implied, as to the accuracy or completeness of any of the content provided, or as to the fitness of the content for any purpose to the extent permitted by law. The content herein is not appropriate for the purposes of making a decision to carry out a transaction or trade and does not provide any form of advice (investment, tax, legal) amounting to investment advice, nor make any recommendations or solicitations regarding particular financial instruments, investments or products, including the buying or selling of securities. LSEG Data & Analytics has not undertaken any liability or obligation relating to the purchase or sale of securities for or by any person in connection with this document.

League tables are based on LSEG Data & Analytics standard league table criteria.

© 2023 LSEG Data & Analytics. All rights reserved.